





Precinct 2MC

Statistics	TOTAL
Registered Voters - Total	689
Registered Voters - REPUBLICAN	689
Registered Voters - NONPARTISAN	0
Ballots Cast - Total	544
Ballots Cast - REPUBLICAN	544
Ballots Cast - NONPARTISAN	0
Ballots Cast - Blank	0
Voter Turnout - Total	78.96%
Voter Turnout - REPUBLICAN	78.96%
Voter Turnout - NONPARTISAN	0.00%



Republican for Governor and Lieutenant Governor

Vote For 1

	TOTAL	VOTE %	
THOMAS E. WRIGHT, ROB BISHOP	57	10.54%	
SPENCER J. COX, DEIDRE M. HENDERSON	133	24.58%	
JON HUNTSMAN JR., MICHELLE KAUFUSI	127	23.48%	
GREG HUGHES, VICTOR IVERSON	224	41.40%	



Republican for Attorney General

Vote For 1

	TOTAL	VOTE %	
SEAN D. REYES	274	52.19%	
DAVID O. LEAVITT	251	47.81%	

Republican for County Commission District 1

Vote For 1

	TOTAL	VOTE %	
CHERYL BOWERS	152	27.99%	
BRUCE ADAMS	391	72.01%	

Republican for County Recorder

Vote For 1

	TOTAL	VOTE %	
DAVID O CARPENTER	223	41.14%	
CINDI HOLYOAK	319	58.86%	

Republican for County Assessor

Vote For 1

	TOTAL	VOTE %	
LOGAN BOYD	315	58.66%	
RICK D MEYER	222	41.34%	

Precinct 4BD

Statistics	TOTAL
Registered Voters - Total	0
Registered Voters - REPUBLICAN	0
Registered Voters - NONPARTISAN	0
Ballots Cast - Total	0
Ballots Cast - REPUBLICAN	0
Ballots Cast - NONPARTISAN	0
Ballots Cast - Blank	0
Voter Turnout - Total	0.00%
Voter Turnout - REPUBLICAN	0.00%
Voter Turnout - NONPARTISAN	0.00%

Republican for Governor and Lieutenant Governor

Vote For 1

	TOTAL	VOTE %
THOMAS E. WRIGHT, ROB BISHOP	0	
SPENCER J. COX, DEIDRE M. HENDERSON	0	
JON HUNTSMAN JR., MICHELLE KAUFUSI	0	
GREG HUGHES, VICTOR IVERSON	0	

Republican for Attorney General

Vote For 1

	TOTAL	VOTE %
SEAN D. REYES	0	
DAVID O. LEAVITT	0	

Republican for County Commission District 1

Vote For 1

	TOTAL	VOTE %
CHERYL BOWERS	0	
BRUCE ADAMS	0	

Republican for County Recorder

Vote For 1

	TOTAL	VOTE %
DAVID O CARPENTER	0	
CINDI HOLYOAK	0	

Republican for County Assessor

Vote For 1

	TOTAL	VOTE %
LOGAN BOYD	0	
RICK D MEYER	0	

Precinct 5BD

Statistics	TOTAL
Registered Voters - Total	410
Registered Voters - REPUBLICAN	410
Registered Voters - NONPARTISAN	0
Ballots Cast - Total	298
Ballots Cast - REPUBLICAN	298
Ballots Cast - NONPARTISAN	0
Ballots Cast - Blank	0
Voter Turnout - Total	72.68%
Voter Turnout - REPUBLICAN	72.68%
Voter Turnout - NONPARTISAN	0.00%

Republican for Governor and Lieutenant Governor

Vote For 1

	TOTAL	VOTE %
THOMAS E. WRIGHT, ROB BISHOP	25	8.50%
SPENCER J. COX, DEIDRE M. HENDERSON	43	14.63%
JON HUNTSMAN JR., MICHELLE KAUFUSI	52	17.69%
GREG HUGHES, VICTOR IVERSON	174	59.18%

Republican for Attorney General

Vote For 1

	TOTAL	VOTE %
SEAN D. REYES	100	35.46%
DAVID O. LEAVITT	182	64.54%

Republican for County Commission District 1

Vote For 1

	TOTAL	VOTE %
CHERYL BOWERS	219	75.00%
BRUCE ADAMS	73	25.00%

Republican for County Recorder

Vote For 1

	TOTAL	VOTE %
DAVID O CARPENTER	126	44.68%
CINDI HOLYOAK	156	55.32%

Republican for County Assessor

Vote For 1


	TOTAL	VOTE %
LOGAN BOYD	57	20.00%
RICK D MEYER	228	80.00%

Precinct 6BD

Statistics	TOTAL
Registered Voters - Total	9
Registered Voters - REPUBLICAN	9
Registered Voters - NONPARTISAN	0
Ballots Cast - Total	5
Ballots Cast - REPUBLICAN	5
Ballots Cast - NONPARTISAN	0
Ballots Cast - Blank	0
Voter Turnout - Total	55.56%
Voter Turnout - REPUBLICAN	55.56%
Voter Turnout - NONPARTISAN	0.00%


Republican for Governor and Lieutenant Governor

Vote For 1

	TOTAL	VOTE %	
THOMAS E. WRIGHT, ROB BISHOP	2	40.00%	
SPENCER J. COX, DEIDRE M. HENDERSON	1	20.00%	
JON HUNTSMAN JR., MICHELLE KAUFUSI	0	0.00%	
GREG HUGHES, VICTOR IVERSON	2	40.00%	



Republican for Attorney General

Vote For 1

	TOTAL	VOTE %	
SEAN D. REYES	1	20.00%	
DAVID O. LEAVITT	4	80.00%	

Republican for County Recorder

Vote For 1

	TOTAL	VOTE %	
DAVID O CARPENTER	5	100.00%	
CINDI HOLYOAK	0	0.00%	

Republican for County Assessor

Vote For 1





	TOTAL	VOTE %	
LOGAN BOYD	2	40.00%	
RICK D MEYER	3	60.00%	

Precinct 7BD

Statistics	TOTAL
Registered Voters - Total	328
Registered Voters - REPUBLICAN	328
Registered Voters - NONPARTISAN	0
Ballots Cast - Total	240
Ballots Cast - REPUBLICAN	240
Ballots Cast - NONPARTISAN	0
Ballots Cast - Blank	0
Voter Turnout - Total	73.17%
Voter Turnout - REPUBLICAN	73.17%
Voter Turnout - NONPARTISAN	0.00%



Republican for Governor and Lieutenant Governor

Vote For 1

	TOTAL	VOTE %	
THOMAS E. WRIGHT, ROB BISHOP	25	10.46%	
SPENCER J. COX, DEIDRE M. HENDERSON	42	17.57%	
JON HUNTSMAN JR., MICHELLE KAUFUSI	44	18.41%	
GREG HUGHES, VICTOR IVERSON	128	53.56%	



Republican for Attorney General

Vote For 1

	TOTAL	VOTE %	
SEAN D. REYES	89	38.86%	
DAVID O. LEAVITT	140	61.14%	

Republican for County Recorder

Vote For 1

	TOTAL	VOTE %	
DAVID O CARPENTER	87	37.18%	
CINDI HOLYOAK	147	62.82%	

Republican for County Assessor

Vote For 1

	TOTAL	VOTE %	
LOGAN BOYD	35	14.77%	
RICK D MEYER	202	85.23%	

Precinct 7BD2

Statistics	TOTAL
Registered Voters - Total	9
Registered Voters - REPUBLICAN	9
Registered Voters - NONPARTISAN	0
Ballots Cast - Total	8
Ballots Cast - REPUBLICAN	8
Ballots Cast - NONPARTISAN	0
Ballots Cast - Blank	0
Voter Turnout - Total	88.89%
Voter Turnout - REPUBLICAN	88.89%
Voter Turnout - NONPARTISAN	0.00%

Republican for Governor and Lieutenant Governor

Vote For 1

	TOTAL	VOTE %	
THOMAS E. WRIGHT, ROB BISHOP	0	0.00%	
SPENCER J. COX, DEIDRE M. HENDERSON	1	12.50%	
JON HUNTSMAN JR., MICHELLE KAUFUSI	1	12.50%	
GREG HUGHES, VICTOR IVERSON	6	75.00%	

Republican for Attorney General

Vote For 1

	TOTAL	VOTE %	
SEAN D. REYES	2	25.00%	
DAVID O. LEAVITT	6	75.00%	

Republican for County Recorder

Vote For 1

	TOTAL	VOTE %	
DAVID O CARPENTER	1	12.50%	
CINDI HOLYOAK	7	87.50%	

Republican for County Assessor

Vote For 1

	TOTAL	VOTE %	
LOGAN BOYD	2	25.00%	
RICK D MEYER	6	75.00%	

Precinct 8BD

Statistics	TOTAL
Registered Voters - Total	0
Registered Voters - REPUBLICAN	0
Registered Voters - NONPARTISAN	0
Ballots Cast - Total	0
Ballots Cast - REPUBLICAN	0
Ballots Cast - NONPARTISAN	0
Ballots Cast - Blank	0
Voter Turnout - Total	0.00%
Voter Turnout - REPUBLICAN	0.00%
Voter Turnout - NONPARTISAN	0.00%

Republican for Governor and Lieutenant Governor

Vote For 1

	TOTAL	VOTE %
THOMAS E. WRIGHT, ROB BISHOP	0	
SPENCER J. COX, DEIDRE M. HENDERSON	0	
JON HUNTSMAN JR., MICHELLE KAUFUSI	0	
GREG HUGHES, VICTOR IVERSON	0	

Republican for Attorney General

Vote For 1

	TOTAL	VOTE %
SEAN D. REYES	0	
DAVID O. LEAVITT	0	

Republican for County Recorder

Vote For 1

	TOTAL	VOTE %
DAVID O CARPENTER	0	
CINDI HOLYOAK	0	

Republican for County Assessor

Vote For 1



	TOTAL	VOTE %
LOGAN BOYD	0	
RICK D MEYER	0	

Precinct 8BF

Statistics	TOTAL
Registered Voters - Total	0
Registered Voters - REPUBLICAN	0
Registered Voters - NONPARTISAN	0
Ballots Cast - Total	1
Ballots Cast - REPUBLICAN	1
Ballots Cast - NONPARTISAN	0
Ballots Cast - Blank	0
Voter Turnout - Total	0.00%
Voter Turnout - REPUBLICAN	0.00%
Voter Turnout - NONPARTISAN	0.00%



Republican for Governor and Lieutenant Governor

Vote For 1

	TOTAL	VOTE %	
THOMAS E. WRIGHT, ROB BISHOP	0	0.00%	
SPENCER J. COX, DEIDRE M. HENDERSON	0	0.00%	
JON HUNTSMAN JR., MICHELLE KAUFUSI	1	100.00%	
GREG HUGHES, VICTOR IVERSON	0	0.00%	



Republican for Attorney General

Vote For 1

	TOTAL	VOTE %	
SEAN D. REYES	0	0.00%	
DAVID O. LEAVITT	1	100.00%	

Republican for County Recorder

Vote For 1

	TOTAL	VOTE %	
DAVID O CARPENTER	0		
CINDI HOLYOAK	0		

Republican for County Assessor

Vote For 1

	TOTAL	VOTE %	
LOGAN BOYD	0		
RICK D MEYER	0		

Precinct 10BF

Statistics	TOTAL
Registered Voters - Total	30
Registered Voters - REPUBLICAN	30
Registered Voters - NONPARTISAN	0
Ballots Cast - Total	24
Ballots Cast - REPUBLICAN	24
Ballots Cast - NONPARTISAN	0
Ballots Cast - Blank	0
Voter Turnout - Total	80.00%
Voter Turnout - REPUBLICAN	80.00%
Voter Turnout - NONPARTISAN	0.00%

Republican for Governor and Lieutenant Governor

Vote For 1

	TOTAL	VOTE %	
THOMAS E. WRIGHT, ROB BISHOP	0	0.00%	
SPENCER J. COX, DEIDRE M. HENDERSON	2	8.33%	
JON HUNTSMAN JR., MICHELLE KAUFUSI	14	58.33%	
GREG HUGHES, VICTOR IVERSON	8	33.33%	

Republican for Attorney General

Vote For 1

	TOTAL	VOTE %	
SEAN D. REYES	11	45.83%	
DAVID O. LEAVITT	13	54.17%	

Republican for County Recorder

Vote For 1

	TOTAL	VOTE %	
DAVID O CARPENTER	7	29.17%	
CINDI HOLYOAK	17	70.83%	

Republican for County Assessor

Vote For 1

	TOTAL	VOTE %	
LOGAN BOYD	7	29.17%	
RICK D MEYER	17	70.83%	

Precinct 11BF

Statistics	TOTAL
Registered Voters - Total	1
Registered Voters - REPUBLICAN	1
Registered Voters - NONPARTISAN	0
Ballots Cast - Total	0
Ballots Cast - REPUBLICAN	0
Ballots Cast - NONPARTISAN	0
Ballots Cast - Blank	0
Voter Turnout - Total	0.00%
Voter Turnout - REPUBLICAN	0.00%
Voter Turnout - NONPARTISAN	0.00%

Republican for Governor and Lieutenant Governor

Vote For 1

	TOTAL	VOTE %
THOMAS E. WRIGHT, ROB BISHOP	0	
SPENCER J. COX, DEIDRE M. HENDERSON	0	
JON HUNTSMAN JR., MICHELLE KAUFUSI	0	
GREG HUGHES, VICTOR IVERSON	0	

Republican for Attorney General

Vote For 1

	TOTAL	VOTE %
SEAN D. REYES	0	
DAVID O. LEAVITT	0	

Republican for County Recorder

Vote For 1

	TOTAL	VOTE %
DAVID O CARPENTER	0	
CINDI HOLYOAK	0	

Republican for County Assessor

Vote For 1

	TOTAL	VOTE %
LOGAN BOYD	0	
RICK D MEYER	0	

Precinct 12BD

Statistics	TOTAL
Registered Voters - Total	273
Registered Voters - REPUBLICAN	273
Registered Voters - NONPARTISAN	0
Ballots Cast - Total	203
Ballots Cast - REPUBLICAN	203
Ballots Cast - NONPARTISAN	0
Ballots Cast - Blank	0
Voter Turnout - Total	74.36%
Voter Turnout - REPUBLICAN	74.36%
Voter Turnout - NONPARTISAN	0.00%



Republican for Governor and Lieutenant Governor

Vote For 1

	TOTAL	VOTE %	
THOMAS E. WRIGHT, ROB BISHOP	34	16.75%	
SPENCER J. COX, DEIDRE M. HENDERSON	36	17.73%	
JON HUNTSMAN JR., MICHELLE KAUFUSI	32	15.76%	
GREG HUGHES, VICTOR IVERSON	101	49.75%	



Republican for Attorney General

Vote For 1

	TOTAL	VOTE %	
SEAN D. REYES	79	39.90%	
DAVID O. LEAVITT	119	60.10%	

Republican for County Recorder

Vote For 1

	TOTAL	VOTE %	
DAVID O CARPENTER	95	47.50%	
CINDI HOLYOAK	105	52.50%	

Republican for County Assessor

Vote For 1



	TOTAL	VOTE %	
LOGAN BOYD	20	9.95%	
RICK D MEYER	181	90.05%	

Precinct 1

Statistics	TOTAL
Registered Voters - Total	175
Registered Voters - REPUBLICAN	175
Registered Voters - NONPARTISAN	0
Ballots Cast - Total	121
Ballots Cast - REPUBLICAN	121
Ballots Cast - NONPARTISAN	0
Ballots Cast - Blank	0
Voter Turnout - Total	69.14%
Voter Turnout - REPUBLICAN	69.14%
Voter Turnout - NONPARTISAN	0.00%



Republican for Governor and Lieutenant Governor

Vote For 1

	TOTAL	VOTE %	
THOMAS E. WRIGHT, ROB BISHOP	16	13.22%	
SPENCER J. COX, DEIDRE M. HENDERSON	25	20.66%	
JON HUNTSMAN JR., MICHELLE KAUFUSI	35	28.93%	
GREG HUGHES, VICTOR IVERSON	45	37.19%	



Republican for Attorney General

Vote For 1

	TOTAL	VOTE %	
SEAN D. REYES	80	69.57%	
DAVID O. LEAVITT	35	30.43%	

Republican for County Commission District 1

Vote For 1

	TOTAL	VOTE %	
CHERYL BOWERS	63	53.39%	
BRUCE ADAMS	55	46.61%	

Republican for County Recorder

Vote For 1

	TOTAL	VOTE %	
DAVID O CARPENTER	37	32.74%	
CINDI HOLYOAK	76	67.26%	

Republican for County Assessor

Vote For 1

	TOTAL	VOTE %	
LOGAN BOYD	66	58.41%	
RICK D MEYER	47	41.59%	

Precinct 2

Statistics	TOTAL
Registered Voters - Total	235
Registered Voters - REPUBLICAN	235
Registered Voters - NONPARTISAN	0
Ballots Cast - Total	174
Ballots Cast - REPUBLICAN	174
Ballots Cast - NONPARTISAN	0
Ballots Cast - Blank	0
Voter Turnout - Total	74.04%
Voter Turnout - REPUBLICAN	74.04%
Voter Turnout - NONPARTISAN	0.00%



Republican for Governor and Lieutenant Governor

Vote For 1

	TOTAL	VOTE %	
THOMAS E. WRIGHT, ROB BISHOP	28	16.18%	
SPENCER J. COX, DEIDRE M. HENDERSON	32	18.50%	
JON HUNTSMAN JR., MICHELLE KAUFUSI	38	21.97%	
GREG HUGHES, VICTOR IVERSON	75	43.35%	



Republican for Attorney General

Vote For 1

	TOTAL	VOTE %	
SEAN D. REYES	75	44.64%	
DAVID O. LEAVITT	93	55.36%	

Republican for County Commission District 1

Vote For 1

	TOTAL	VOTE %	
CHERYL BOWERS	71	41.52%	
BRUCE ADAMS	100	58.48%	

Republican for County Recorder

Vote For 1

	TOTAL	VOTE %	
DAVID O CARPENTER	67	39.64%	
CINDI HOLYOAK	102	60.36%	

Republican for County Assessor

Vote For 1

	TOTAL	VOTE %	
LOGAN BOYD	77	46.11%	
RICK D MEYER	90	53.89%	

Precinct 2GD

Statistics	TOTAL
Registered Voters - Total	0
Registered Voters - REPUBLICAN	0
Registered Voters - NONPARTISAN	0
Ballots Cast - Total	0
Ballots Cast - REPUBLICAN	0
Ballots Cast - NONPARTISAN	0
Ballots Cast - Blank	0
Voter Turnout - Total	0.00%
Voter Turnout - REPUBLICAN	0.00%
Voter Turnout - NONPARTISAN	0.00%

Republican for Governor and Lieutenant Governor

Vote For 1

	TOTAL	VOTE %
THOMAS E. WRIGHT, ROB BISHOP	0	
SPENCER J. COX, DEIDRE M. HENDERSON	0	
JON HUNTSMAN JR., MICHELLE KAUFUSI	0	
GREG HUGHES, VICTOR IVERSON	0	

Republican for Attorney General

Vote For 1

	TOTAL	VOTE %
SEAN D. REYES	0	
DAVID O. LEAVITT	0	

Republican for County Commission District 1

Vote For 1

	TOTAL	VOTE %
CHERYL BOWERS	0	
BRUCE ADAMS	0	

Republican for County Recorder

Vote For 1

	TOTAL	VOTE %
DAVID O CARPENTER	0	
CINDI HOLYOAK	0	

Republican for County Assessor

Vote For 1

	TOTAL	VOTE %
LOGAN BOYD	0	
RICK D MEYER	0	

Precinct 3

Statistics	TOTAL
Registered Voters - Total	229
Registered Voters - REPUBLICAN	229
Registered Voters - NONPARTISAN	0
Ballots Cast - Total	131
Ballots Cast - REPUBLICAN	131
Ballots Cast - NONPARTISAN	0
Ballots Cast - Blank	0
Voter Turnout - Total	57.21%
Voter Turnout - REPUBLICAN	57.21%
Voter Turnout - NONPARTISAN	0.00%



Republican for Governor and Lieutenant Governor

Vote For 1

	TOTAL	VOTE %	
THOMAS E. WRIGHT, ROB BISHOP	26	19.85%	
SPENCER J. COX, DEIDRE M. HENDERSON	31	23.66%	
JON HUNTSMAN JR., MICHELLE KAUFUSI	37	28.24%	
GREG HUGHES, VICTOR IVERSON	37	28.24%	



Republican for Attorney General

Vote For 1

	TOTAL	VOTE %	
SEAN D. REYES	63	52.50%	
DAVID O. LEAVITT	57	47.50%	

Republican for County Recorder

Vote For 1

	TOTAL	VOTE %	
DAVID O CARPENTER	46	35.38%	
CINDI HOLYOAK	84	64.62%	

Republican for County Assessor

Vote For 1


	TOTAL	VOTE %	
LOGAN BOYD	60	46.51%	
RICK D MEYER	69	53.49%	

Precinct 4

Statistics	TOTAL
Registered Voters - Total	163
Registered Voters - REPUBLICAN	163
Registered Voters - NONPARTISAN	0
Ballots Cast - Total	134
Ballots Cast - REPUBLICAN	134
Ballots Cast - NONPARTISAN	0
Ballots Cast - Blank	0
Voter Turnout - Total	82.21%
Voter Turnout - REPUBLICAN	82.21%
Voter Turnout - NONPARTISAN	0.00%



Republican for Governor and Lieutenant Governor

Vote For 1

	TOTAL	VOTE %	
THOMAS E. WRIGHT, ROB BISHOP	10	7.46%	
SPENCER J. COX, DEIDRE M. HENDERSON	29	21.64%	
JON HUNTSMAN JR., MICHELLE KAUFUSI	19	14.18%	
GREG HUGHES, VICTOR IVERSON	76	56.72%	



Republican for Attorney General

Vote For 1

	TOTAL	VOTE %	
SEAN D. REYES	56	42.75%	
DAVID O. LEAVITT	75	57.25%	

Republican for County Commission District 1

Vote For 1

	TOTAL	VOTE %	
CHERYL BOWERS	92	68.66%	
BRUCE ADAMS	42	31.34%	

Republican for County Recorder

Vote For 1

	TOTAL	VOTE %	
DAVID O CARPENTER	51	39.23%	
CINDI HOLYOAK	79	60.77%	

Republican for County Assessor

Vote For 1

	TOTAL	VOTE %	
LOGAN BOYD	6	4.58%	
RICK D MEYER	125	95.42%	

Precinct 5

Statistics	TOTAL
Registered Voters - Total	4
Registered Voters - REPUBLICAN	4
Registered Voters - NONPARTISAN	0
Ballots Cast - Total	3
Ballots Cast - REPUBLICAN	3
Ballots Cast - NONPARTISAN	0
Ballots Cast - Blank	0
Voter Turnout - Total	75.00%
Voter Turnout - REPUBLICAN	75.00%
Voter Turnout - NONPARTISAN	0.00%

Republican for Governor and Lieutenant Governor

Vote For 1

	TOTAL	VOTE %	
THOMAS E. WRIGHT, ROB BISHOP	0	0.00%	
SPENCER J. COX, DEIDRE M. HENDERSON	0	0.00%	
JON HUNTSMAN JR., MICHELLE KAUFUSI	1	33.33%	
GREG HUGHES, VICTOR IVERSON	2	66.67%	

Republican for Attorney General

Vote For 1

	TOTAL	VOTE %	
SEAN D. REYES	1	33.33%	
DAVID O. LEAVITT	2	66.67%	

Republican for County Commission District 1

Vote For 1

	TOTAL	VOTE %	
CHERYL BOWERS	1	33.33%	
BRUCE ADAMS	2	66.67%	

Republican for County Recorder

Vote For 1

	TOTAL	VOTE %	
DAVID O CARPENTER	2	66.67%	
CINDI HOLYOAK	1	33.33%	

Republican for County Assessor

Vote For 1





	TOTAL	VOTE %	
LOGAN BOYD	0	0.00%	
RICK D MEYER	3	100.00%	

Precinct 6

Statistics	TOTAL
Registered Voters - Total	52
Registered Voters - REPUBLICAN	52
Registered Voters - NONPARTISAN	0
Ballots Cast - Total	33
Ballots Cast - REPUBLICAN	33
Ballots Cast - NONPARTISAN	0
Ballots Cast - Blank	0
Voter Turnout - Total	63.46%
Voter Turnout - REPUBLICAN	63.46%
Voter Turnout - NONPARTISAN	0.00%



Republican for Governor and Lieutenant Governor

Vote For 1

	TOTAL	VOTE %	
THOMAS E. WRIGHT, ROB BISHOP	4	12.12%	
SPENCER J. COX, DEIDRE M. HENDERSON	4	12.12%	
JON HUNTSMAN JR., MICHELLE KAUFUSI	5	15.15%	
GREG HUGHES, VICTOR IVERSON	20	60.61%	



Republican for Attorney General

Vote For 1

	TOTAL	VOTE %	
SEAN D. REYES	15	46.88%	
DAVID O. LEAVITT	17	53.12%	

Republican for County Recorder

Vote For 1

	TOTAL	VOTE %	
DAVID O CARPENTER	16	50.00%	
CINDI HOLYOAK	16	50.00%	

Republican for County Assessor

Vote For 1

	TOTAL	VOTE %	
LOGAN BOYD	12	37.50%	
RICK D MEYER	20	62.50%	

Precinct 9

Statistics	TOTAL
Registered Voters - Total	7
Registered Voters - REPUBLICAN	7
Registered Voters - NONPARTISAN	0
Ballots Cast - Total	2
Ballots Cast - REPUBLICAN	2
Ballots Cast - NONPARTISAN	0
Ballots Cast - Blank	0
Voter Turnout - Total	28.57%
Voter Turnout - REPUBLICAN	28.57%
Voter Turnout - NONPARTISAN	0.00%

Republican for Governor and Lieutenant Governor

Vote For 1

	TOTAL	VOTE %	
THOMAS E. WRIGHT, ROB BISHOP	0	0.00%	
SPENCER J. COX, DEIDRE M. HENDERSON	2	100.00%	
JON HUNTSMAN JR., MICHELLE KAUFUSI	0	0.00%	
GREG HUGHES, VICTOR IVERSON	0	0.00%	

Republican for Attorney General

Vote For 1

	TOTAL	VOTE %	
SEAN D. REYES	2	100.00%	
DAVID O. LEAVITT	0	0.00%	

Republican for County Recorder

Vote For 1

	TOTAL	VOTE %	
DAVID O CARPENTER	1	50.00%	
CINDI HOLYOAK	1	50.00%	

Republican for County Assessor

Vote For 1

	TOTAL	VOTE %	
LOGAN BOYD	0	0.00%	
RICK D MEYER	2	100.00%	

Precinct 10

Statistics	TOTAL
Registered Voters - Total	16
Registered Voters - REPUBLICAN	16
Registered Voters - NONPARTISAN	0
Ballots Cast - Total	6
Ballots Cast - REPUBLICAN	6
Ballots Cast - NONPARTISAN	0
Ballots Cast - Blank	0
Voter Turnout - Total	37.50%
Voter Turnout - REPUBLICAN	37.50%
Voter Turnout - NONPARTISAN	0.00%

Republican for Governor and Lieutenant Governor

Vote For 1

	TOTAL	VOTE %	
THOMAS E. WRIGHT, ROB BISHOP	0	0.00%	
SPENCER J. COX, DEIDRE M. HENDERSON	1	16.67%	
JON HUNTSMAN JR., MICHELLE KAUFUSI	5	83.33%	
GREG HUGHES, VICTOR IVERSON	0	0.00%	

Republican for Attorney General

Vote For 1

	TOTAL	VOTE %	
SEAN D. REYES	4	80.00%	
DAVID O. LEAVITT	1	20.00%	

Republican for County Recorder

Vote For 1

	TOTAL	VOTE %	
DAVID O CARPENTER	1	20.00%	
CINDI HOLYOAK	4	80.00%	

Republican for County Assessor

Vote For 1

	TOTAL	VOTE %	
LOGAN BOYD	1	20.00%	
RICK D MEYER	4	80.00%	

Precinct 8

Statistics	TOTAL
Registered Voters - Total	220
Registered Voters - REPUBLICAN	220
Registered Voters - NONPARTISAN	0
Ballots Cast - Total	160
Ballots Cast - REPUBLICAN	160
Ballots Cast - NONPARTISAN	0
Ballots Cast - Blank	0
Voter Turnout - Total	72.73%
Voter Turnout - REPUBLICAN	72.73%
Voter Turnout - NONPARTISAN	0.00%


Republican for Governor and Lieutenant Governor

Vote For 1

	TOTAL	VOTE %	
THOMAS E. WRIGHT, ROB BISHOP	13	8.12%	
SPENCER J. COX, DEIDRE M. HENDERSON	32	20.00%	
JON HUNTSMAN JR., MICHELLE KAUFUSI	32	20.00%	
GREG HUGHES, VICTOR IVERSON	83	51.88%	


Republican for Attorney General

Vote For 1

	TOTAL	VOTE %	
SEAN D. REYES	72	46.75%	
DAVID O. LEAVITT	82	53.25%	

Republican for County Recorder

Vote For 1

	TOTAL	VOTE %	
DAVID O CARPENTER	82	53.59%	
CINDI HOLYOAK	71	46.41%	

Republican for County Assessor

Vote For 1

	TOTAL	VOTE %	
LOGAN BOYD	22	13.84%	
RICK D MEYER	137	86.16%	

Precinct 11

Statistics	TOTAL
Registered Voters - Total	160
Registered Voters - REPUBLICAN	160
Registered Voters - NONPARTISAN	0
Ballots Cast - Total	63
Ballots Cast - REPUBLICAN	63
Ballots Cast - NONPARTISAN	0
Ballots Cast - Blank	0
Voter Turnout - Total	39.38%
Voter Turnout - REPUBLICAN	39.38%
Voter Turnout - NONPARTISAN	0.00%



Republican for Governor and Lieutenant Governor

Vote For 1

	TOTAL	VOTE %	
THOMAS E. WRIGHT, ROB BISHOP	8	12.70%	
SPENCER J. COX, DEIDRE M. HENDERSON	6	9.52%	
JON HUNTSMAN JR., MICHELLE KAUFUSI	31	49.21%	
GREG HUGHES, VICTOR IVERSON	18	28.57%	



Republican for Attorney General

Vote For 1

	TOTAL	VOTE %	
SEAN D. REYES	27	44.26%	
DAVID O. LEAVITT	34	55.74%	

Republican for County Recorder

Vote For 1

	TOTAL	VOTE %	
DAVID O CARPENTER	35	57.38%	
CINDI HOLYOAK	26	42.62%	

Republican for County Assessor

Vote For 1

	TOTAL	VOTE %	
LOGAN BOYD	32	54.24%	
RICK D MEYER	27	45.76%	

Precinct 12

Statistics	TOTAL
Registered Voters - Total	12
Registered Voters - REPUBLICAN	12
Registered Voters - NONPARTISAN	0
Ballots Cast - Total	7
Ballots Cast - REPUBLICAN	7
Ballots Cast - NONPARTISAN	0
Ballots Cast - Blank	0
Voter Turnout - Total	58.33%
Voter Turnout - REPUBLICAN	58.33%
Voter Turnout - NONPARTISAN	0.00%



Republican for Governor and Lieutenant Governor

Vote For 1

	TOTAL	VOTE %	
THOMAS E. WRIGHT, ROB BISHOP	2	28.57%	
SPENCER J. COX, DEIDRE M. HENDERSON	3	42.86%	
JON HUNTSMAN JR., MICHELLE KAUFUSI	2	28.57%	
GREG HUGHES, VICTOR IVERSON	0	0.00%	



Republican for Attorney General

Vote For 1

	TOTAL	VOTE %	
SEAN D. REYES	5	83.33%	
DAVID O. LEAVITT	1	16.67%	

Republican for County Recorder

Vote For 1

	TOTAL	VOTE %	
DAVID O CARPENTER	4	66.67%	
CINDI HOLYOAK	2	33.33%	

Republican for County Assessor

Vote For 1

	TOTAL	VOTE %	
LOGAN BOYD	1	14.29%	
RICK D MEYER	6	85.71%	